



Unit 2 The Desert Adventure

Lesson 3

Objectives	
New words	buy, cheese, chocolate, dates, figs, food, fruit, genie, jam, jar, lamp, market, nuts, peaches, plums, sell
Lexical chunks and pattern awareness	Can I help you? I want some...please.
Language focus	Some
Language functions	Buying and selling Shopping lists Make suggestions using <i>let's</i>
Phonics and phonemic awareness	Rhyming words /ch/ sound in initial and middle positions short vowel sounds
Materials	Word and picture cards: cheese, chocolate, fruit, lamp, genie Word cards: buy, dates, figs, food, jam, jar, market, nuts, peaches, plums, sell Have pupils bring fruit for this lesson. Divide the class into groups and have each group bring dried plums, dates, figs, nuts. Blindfold

Do you remember?

Ask: *Who do Henry and Lucy have to find? (Amir) Where does he live? (in the desert) What does Amir need? (a gift for his mother)*

Have pupils try to predict what they think Henry and Lucy will do with all the things they take.

1. Listen and Chant

- Have pupils read the first line of the chant. Ask: *Who are Henry and Lucy speaking to? Why? (the moonbean, they need his help)*
- Play CD **Track 22**.
- Have pupils read the chant silently and find a name. (*Amir*) Remind them to look for a capital letter.
- Have pupils circle the word *Let's*. Explain that the word *Let's* is used to make suggestions. Explain that *let's* = *let us*.
- Now chant with the whole class.

2. Look and Think

- Place the picture cards of the new words on the board: **cheese, food, fruit, plums, dates, figs, nuts, peaches, jam, jar, market.**
- Say each item and have pupils repeat after you.
- Hold up one word card at a time, inviting a pupil to come to the board, read the card and place it near the appropriate picture.
- Write a number on the board above each of the word cards.
- Ask individual pupils to tell you the number of each item. E.g. *What number is market? What number is dates?*
- Ask individual pupils to tell you the name of each item when you ask by number. E.g. *What is number 1?* Elicit: *Number one is market.*
- Remove one item at a time while pupils close their eyes and tell them to remember which item was removed. Continue until only one item is left.
- Have pupils look at the picture and ask: *Where will Henry and Lucy's next adventure be? (in a market in the desert)*
- Ask:
 - What do you see? (*a market*)
 - What do you see that begins with the sound /d/, /f/, /j/? (*dates, figs, jars, jam*)
 - Who do you see? (*Henry and Lucy*)
 - What kinds of markets have you seen or visited? Pupils can answer in L1, if necessary.
 - What do you buy in markets?

The Desert Adventure

Lesson 3

1. Listen and Chant

קיראו והקיפו בעיגול את שם הנער.
 إقرأوا وأحيطوا بدائرة اسم الولد.

Moonbeam, moonbeam, come to me,
 Let's hop on the moonbeam, 1, 2, 3.
 Let's find Amir, he lives far away*,
 Let's help him get a gift for his mother's birthday.

far away = بعيد

2. Look and Think

התבוננו בתמונה למטה. היכן תחיל ההרפתקה של הנרי ולוסי?
 תמננו את התמונה הבאה. איך תבדוק את המוצרים הנכונים?

buy לקנות בשטרי • cheese • chocolate שוקולד • dates תמרים • food מזון • fruit פירות • jam ריבה • jar ג'ר • market שוק • nuts אגוזים • peaches פירות • plums פירות • sell למכור

Unit 2 3

3. Let's Play

figs

שחקו במשחק "Look and Name". התבוננו במוצרי המזון בשוק שבתמונה. עיינו את עיניכם ונסו להיזכר בכמה שיותר מוצרים. אימרו אותם לחברים. חברים יבדוק כמה מוצרים זכרתם. לאחר מכן החליפו תפקידים.

4. Read and Write

קראו את המשפטים. קראו את הסיפור המצוייר כדי להשלים את המשפטים.

Henry and Lucy are in the _____
 They buy _____
 Lucy finds an old _____

Wow! Where are we? Where is Amir? We have to find Amir.

We are in a market, in the desert. Henry, let's buy some fruit and then we will find Amir.

Hello. Can I help you? Do you want to buy some fruit?

Yes, we want some figs, dates and nuts, please.

Yes, and we want one mango, two melons, three peaches and a jar of jam.



Note: You can access pictures of market places from around the world by entering www.google.com Go to Google Images and write *market places*.

3. Let's Play

- Have pupils sit in pairs. Assign pupils to be pupil A or pupil B, according to the seating arrangement. Say: *Look again at the picture of the market.* Tell Pupil A to close his/her eyes and see how many things he/she can remember. Pupils then change roles.
- **What is it? (Game 8)**
 - Describe the various foods from the market, one at a time, and have pupils guess what food it is.
 - Say: *It is small and can be yellow, red, purple or green. What is it? (a plum)*
- **Multi-sensory guessing game**
 - Say: *You are going to guess what fruit I have in my bag. You will not be able to see it, but you can smell, touch or taste it.* Explain the meaning of the words *smell, touch* and *taste*.
 - Invite one pupil at a time to come to the front of the class. Blindfold the pupil.
 - Say: *You can touch it. What is it?*
 - If the pupil guesses correctly, take off their blindfold and say: *You are right! It is a (date).*
 - If the pupil guesses incorrectly, say: *You can smell it. What is it?*
 - If the pupil guesses correctly, say: *You are right! It's a (date).*

The Desert Adventure

Thank you. Here is your fruit. Do you want some chocolate and some cheese, too?

Yes, please!

Look at this old lamp!

Look! It's a genie!

I am a genie. I live in this lamp. Thank you children. I am so happy. Now I am free*.

I am free = أنا حُرٌّ = אני חופשי

מדוע השד שמח עכשיו?
למאן יבֹּכֵן הַגֵּיִן סַעִיֵדָא אַן?

5. Talk Together

מיכרו וקנו מוצרי מזון עם חברה. היעזרו בתמונה של השוק. יבֹּעוּ וַאֲשֵׁרוּ הַתְּנֻגָּה הַגֵּדִיָּה מֵעִדִּיקָה. אִסְתַּעִיבוּ בַּצִּוּר הַשּׁוּק.

Can I help you?

Yes, I want two apples and some nuts, please.

Language Focus

some

some apples

some nuts

some cheese

Unit 2

6. Read and Say

קִירְאוּ שֵׁנִית אֶת הַסִּפּוּר הַמְצוּיֵר שֶׁבְּתַרְגוּל 4 וְהִקִּיפוּ בַעֲיֵנֵיכֶם אֶת הַמִּילִים שֶׁיֵּשׁ בָּהֶן הַאֲוִתוּת **ch**. אִמְרוּ אֶת הַמִּילִים לַחֲבֵרְכֶם. אִרְאוּ אֶת הַצִּוּר הַמְצוּרָה הַנִּי וְרִדְתְּ בִּי הַתְּמִינִין 4 לְתַבֵּיָהּ וְאַחֲפִטּוּ בְּדַאֲרֵה הַכְּלָמַת הַנִּי יוֹבֵד בִּיבָהּ הַחֲרֵפִין **ch**. קוּלוּ אֶת הַכְּלָמַת לַסְּדִיקְכֶם.

7. Chant and Change

שִׁיר יָחִד. לְאַחַר מִכֵּן שִׁנוּ אֶת מוֹצֵר הַמְזוּן וְחִבְרוּ שִׁיר מְשֻׁלָּם. שִׁירוּ שׁוֹב. עֲתוּ מַעַף לֵם גִּתְרוּ אִסְם הַמְּנֻחַ הַגֵּדִיָּה וְאָלְפוּ אֲנִיָּה מִן לַדִּיכֶם. עֲתוּ מַרָּה אַחֲרֵי.

I like peaches.

Peaches are a treat*.

I like chocolate.

That's what I like to eat.

treat = מַעֲפָלָה

- If the pupil guesses incorrectly, say: *You can taste it. What is it?*
- This can be repeated with two or three pupils in front of the class, or can be done in pairs with each pupil taking one turn to guess.
- Have pupils play the multi-sensory guessing game in groups, using the fruit they brought to class.

4. Read and Write

- Write the words *buy* and *sell* on the board. Explain the words. Write the word *sellers* on the board and explain their role in the market, pointing out the people that are selling and the people that are buying things in the picture.
- Read aloud the three incomplete sentences and explain to pupils that they will answer the questions after reading the text.
- Instruct pupils to find in frame 1 where Lucy and Henry are. (*in a market*) Have a pupil place the word card **market** on the board. Explain the word in L1 and have the pupil read frame 1.
- Instruct pupils to find in frame 2 the questions. (*Can I help you? Do you want to buy some fruit?*)
- Instruct pupils to read the whole text and underline
 - a. what Henry and Lucy buy (*some figs, dates, nuts, a mango, two melons, three peaches, a jar of jam, some chocolate and cheese*)
 - b. what Lucy finds (*an old lamp*)
- Play CD **Track 23** and have pupils complete the sentences at the beginning of the exercise. (Henry and Lucy *are in the market*; They buy *figs, dates and nuts, one mango, two melons, three peaches and a jar of jam, chocolate and cheese*; Lucy finds *an old lamp*.)
- Encourage four pupils to read the text aloud, playing the roles of Henry, Lucy, the seller and the genie.
- Ask pupils to predict how the genie can help Henry and Lucy. Elicit stories of genies that pupils are familiar with.
- Discuss why the genie is happy now. Have pupils write the answer and have a pupil write it on the board: *He is free.*

5. Talk Together

- Tell pupils to imagine they are in the market place.
- Invite one pupil to the front of the class to play the role of someone buying food in the market. Hand the pupil the picture card of **dates**. Play the role of seller by asking: *Can I help you?* Prompt the pupil to respond with: *Yes, I want some dates, please.*
- Refer pupils to the Language Focus box. Explain that when we refer to an amount of uncountable foods we use *some*, e.g. *some cheese*. *Some* is also used for unspecified amounts of countable foods, e.g. *some apples*.
- Invite two pupils to come to the front of the class. Hand out three picture cards of foods to each pupil. Have pupils take turns role-playing a seller and a buyer, practicing the structure: *Can I help you? Yes, I want some ... please. Yes, I want two... please.*
- Take the picture cards from pupils and place them on the board. Put the word cards in a second column in random order. Have individual pupils take turns matching a word card to a picture card until all of the pairs have been found.
- Have pupils in pairs role play the seller and buyer.



6. Read and Say

- Write *ch* on the board. Review the sound /ch/, and remind pupils that in English sometimes two letters combine to make a new sound.
- Have pupils say the words they know with the /ch/ sound, including foods that the kids bought in the market. (*chocolate, cheese, peaches*)
- Have pupils circle all words in the text that have a /ch/ sound (*peaches, chocolate, cheese, children*)
- Have pupils read the words they found with the /ch/ sound to their partners.

7. Chant and Change

- Have pupils read the chant silently, underlining the words in the chant that begin with or contain the letters *ch*. (*peaches, chocolate*)
- Read the chant aloud with pupils.
- Chant together with the whole class, clapping each time the /ch/ sound appears in a word.
- In pairs, have pupils change the foods in the chant. Invite a few individual pupils to come to the front of the class and read their new chant.

Games

The Chain Game (Game 1)

- Have all pupils stand or sit in a circle; or have a group of pupils stand in front of class.
- The first pupil says: *I go to the market and I buy (peaches).*
- The next pupil says: *I go to the market and I buy peaches and (nuts).*
- The game continues as long as there are no repetitions.


The Desert Adventure

Let's Practice


1

השלימו את האותיות החסרות a e i o u
 כתבו את המילה מתחת לתמונה.
 אכתבו את המילה מתחת לתמונה.
 אכתבו את המילה מתחת לתמונה.
 אכתבו את המילה מתחת לתמונה.


אכתבו את המילה מתחת לתמונה. **a e i o u** אכתבו את המילה מתחת לתמונה.




6
s_i_x
s_i_x




f_g_s
j_m




s_ck




n_ts




b_g



l_mp



tw_ns



pl_ms

2


קוראו והקיפו בעיגול שתי מילים שמתחררות.
 אקראו ואחיטו בדائرة كلمتين متقافين.


1. foot	big	fig
2. jar	door	car
3. cut	nut	hat
4. chairs	cheese	please
5. the	tree	free


Unit 2 3


3 a


א. כתבו את המילה ליד התמונה המתאימה.
 א. אכתבו את המילה מתחת לתמונה.


1.  l a m p
9


2.  2 14

3.  20 15 6 13


4.  1 3 5 16 17

5.  22 19 21

6.  7 4

7.  8 18

8. **5**
10 11 12



3 b

ב. כתבו את האותיות לפי המספרים של המילים בתרגיל הקודם.
 כשתסיימו - תגלו את המשפט הסודי.
 ב. אכתבו את המילה מתחת לתמונה.
 כשתסיימו - תגלו את המשפט הסודי.
 ב. אכתבו את המילה מתחת לתמונה.
 כשתסיימו - תגלו את המשפט הסודי.

1	2	3	4	5	6	7	8	9	10	11	12	13
14	15	16	17	18	19	20	21	22				

Acting Out - Market Place

- Create a market place in class.
- Assign tasks for individual pupils or groups. Have pupils design stalls and bring fruit and nuts to class. Stronger pupils can write a shopping list for the market, other pupils can prepare the signs for the stalls.
- Pupils can design costumes to depict the people in the picture of the desert market. (Henry, Lucy, Amir, the genie, sellers, buyers)
- Have pupils play various roles in the market place.

Reflection

Ask: *Can you recall the names of the fruit. What other kinds of food or items do people buy in a market?* Instruct pupils to go home and write the names of five foods they have in their house.

Topics Covered in Let's Practice

Spelling using short vowel sounds

Phonics – short vowel sounds -ig, -ar, -ut, -ea, -ee


Phonics – /sh/, /th/, /ch/ sounds


Vocabulary – fruits


Writing a shopping list


The Desert Adventure


4 השלימו את האותיות sh או ch, th או sh, ch, th אכתבו את האותיות sh או ch, th



tee _ _



_ _ eep



_ _ eese


mou _ _



_ _ ocolate


fi _ _


_ _ elf


pea _ _ es

5 א. כיתבו את המילים הנכונות בשלטים. היעזרו בבנק המילים.
א. אכתבו את המילים הנכונות בשלטים. היעזרו בבנק המילים. א. אכתבו את המילים הנכונות בשלטים. היעזרו בבנק המילים.



FIGS • DATES • PEACHES • PLUMS • APPLES • BANANAS









Unit 2 3

ב. מה אמרים מוכרי השוק? התאימו את המשפטים למוכרים.
ב. מה אמרים מוכרי השוק? התאימו את המשפטים למוכרים. ב. מה אמרים מוכרי השוק? התאימו את המשפטים למוכרים.

- Please buy my dates.
- Buy peaches, please.
- Red apples! Yellow bananas!
- Buy my plums, please!

6 אתם הולכים לשוק. כיתבו את רשימת הקניות שלכם לפי התמונות.
אתם הולכים לשוק. כיתבו את רשימת הקניות שלכם לפי התמונות. אתם הולכים לשוק. כיתבו את רשימת הקניות שלכם לפי התמונות.

My Shopping List

כיתבו 4 משפטים המתארים מה אתם רוצים לקנות. השתמשו ברשימת הקניות שלכם.
כיתבו 4 משפטים המתארים מה אתם רוצים לקנות. השתמשו ברשימת הקניות שלכם. כיתבו 4 משפטים המתארים מה אתם רוצים לקנות. השתמשו ברשימת הקניות שלכם.

1. I want to buy some apples.
2. _____
3. _____
4. _____
5. _____